



Modula LIFT

Think Vertical, Think Modula

NEW GENERATION

MODULA

RECOVER SPACE AND INCREASE PRODUCTIVITY. VERTICAL AUTOMATED WAREHOUSES.

Modula are automatic vertical lift modules with trays, based on the concept of vertical storage and space saving on the ground.

They can reach a unit height of 16.1 metres with a weight capacity up to 90.000 kg.

All types of material can be stored in a secure, clean, efficient manner, and they allow a footprint saving of up to 90%.

Modula are an Italian company with over 30 years experience, boasting the most advanced production lines: a real smart factory 4.0.

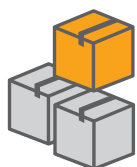


WITHOUT MODULA



WITH MODULA

FLOOR SPACE RECOVERY UP TO 90%



1. RECOVER SPACE



2. INCREASE SECURITY



3. SAVE TIME



4. IMPROVE EFFICIENCY

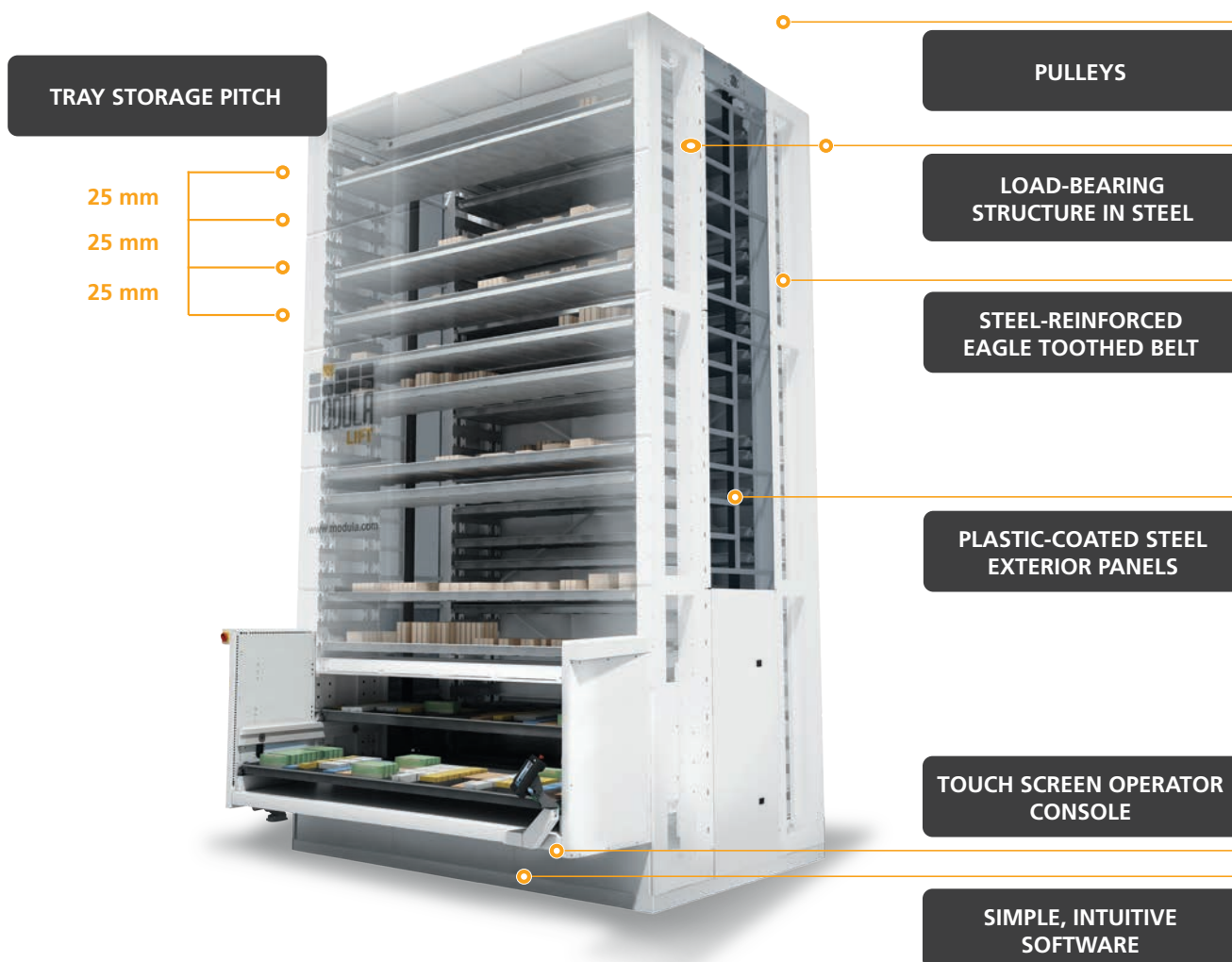


5. REDUCE RISKS



6. BOOST INVENTORY MANAGEMENT

- **UP TO 120 TRAYS PER HOUR**
- **12 BAY CONFIGURATIONS**
- **990 KG PAYLOAD FOR TRAYS UP TO 4,100 MM**



TECHNICAL FEATURES	
UNIT HEIGHTS 3,300 mm to 16,100 mm	THROUGHPUT up to 120 trays/hr (depending on the configuration)
UNIT HEIGHT INCREMENT 200 mm	OPERATOR INTERFACE industrial console with 10.4" touch screen (Copilot)
TRAY STORAGE PITCH 25 mm	NUMBER OF BAYS up to 3, including above ground level and on the same side
TRAY WIDTHS 1,500 mm to 4,100 mm	TYPES OF BAY internal or external with single or dual delivery level
TRAY DEPTHS 654 mm - 857 mm - 1,257 mm	<ul style="list-style-type: none"> • Minimal energy consumption • Automatic return tray weight check • Dynamic tray storage height • Load-bearing structure in galvanised steel • Eagle steel-reinforced toothed belt transmission • Elevator guide system with 6 rollers per side • Multiple payload tray management
GROSS TOTAL PAYLOAD from 35,000 kg to 90,000 kg depending on model and configuration	
MAXIMUM STORAGE HEIGHT CAPACITY 695 mm (bay S) / 895 mm (bay M) / 1,295 mm (bay XL)	

OUR ADVANTAGES. MODULA'S TRAY CONFIGURATIONS

You can configure the Modula in different ways depending on how you plan to use it, with different types of picking bays.

- Single bay
- Internal bay
- Opposite bay
- Double bay
- External bay
- Displaced bay.

With Modula you can select the dual tray delivery system. This allows the operator to work on one tray in the bay, while the next is being collected for delivery once the first operation is completed.

The external bay facilitates worker activity when using mechanical aids like forklifts, zero-weight cranes or overhead hoists.

You can also carry out picking simultaneously on two sides of the machine or have access to trays on different levels.

SINGLE INTERNAL DELIVERY



SINGLE EXTERNAL DELIVERY



DUAL INTERNAL DELIVERY



DUAL EXTERNAL DELIVERY



WHAT CAN YOU STORE IN A MODULA?

Whatever your industry sector, Modula lets you store any type of product or spare part, in varying sizes, weights, heights and volumes.

WHAT DO COMPANIES USUALLY STOCK?

- Spare parts
- Small items
- Products or consumer goods for distribution or sale
- Finished and semi-finished products
- Tools, equipment, cosmetics, pharmaceuticals
- Electrical and electronic materials
- Mechanical parts
- Boxes, and much more.



Tooling and drill bits



Reels and electronic components




Pharmaceuticals, boxes and cosmetics



Mechanical instruments



Tools and spare parts



Small parts and hardware



Bottles and labels



Spools, rope, chains

LIFT MODELS

ME - MED - MEDD



Model	Tray width (mm)	Tray depth (mm)	Tray wall height (mm)	Net tray payload (kg)	Unit footprint with INTERNAL bay (Width x Depth mm)	Unit footprint with EXTERNAL bay (Width x Depth mm)
ME25	1,500	654	45/70/120	250	1,917x2,556	1,917x3,246
ME25D	1,500	857	45/70/120	250	1,917x3,165	1,917x4,058
ME25DD	1,460	1,257	45/70/120	250	1,917x4,365	1,917x5,658
ME50	1,500	654	70/120	500	1,917x2,556	1,917x3,246
ME50D	1,500	857	70/120	500	1,917x3,165	1,917x4,058
ME50DD	1,460	1,257	70/120	500	1,917x4,365	1,917x5,658
ME75	1,500	654	70/120	750	1,917x2,556	1,917x3,246
ME75D	1,500	857	70/120	750	1,917x3,165	1,917x4,058
ME75DD	1,460	1,257	70/120	750	1,917x4,365	1,917x5,658
ME1000	1,460	654	70/120	990	1,917x2,556	1,917x3,246
ME1000D	1,460	857	70/120	990	1,917x3,165	1,917x4,058
ME1000DD	1,460	1,257	70/120	990	1,917x4,365	1,917x5,658

MA - MAD - MADD



Model	Tray width (mm)	Tray depth (mm)	Tray wall height (mm)	Net tray payload (kg)	Unit footprint with INTERNAL bay (Width x Depth mm)	Unit footprint with EXTERNAL bay (Width x Depth mm)
MA25	1,900	654	45/70/120	250	2,317x2,556	2,317x3,246
MA25D	1,900	857	45/70/120	250	2,317x3,165	2,317x4,058
MA25DD	1,860	1,257	45/70/120	250	2,317x4,365	2,317x5,658
MA50	1,900	654	70/120	500	2,317x2,556	2,317x3,246
MA50D	1,900	857	70/120	500	2,317x3,165	2,317x4,058
MA50DD	1,860	1,257	70/120	500	2,317x4,365	2,317x5,658
MA75	1,900	654	70/120	750	2,317x2,556	2,317x3,246
MA75D	1,900	857	70/120	750	2,317x3,165	2,317x4,058
MA75DD	1,860	1,257	70/120	750	2,317x4,365	2,317x5,658
MA1000	1,860	654	120	990	2,317x2,556	2,317x3,246
MA1000D	1,860	857	120	990	2,317x3,165	2,317x4,058
MA1000DD	1,860	1,257	120	990	2,317x4,365	2,317x5,658

MC - MCD - MCDD



Model	Tray width (mm)	Tray depth (mm)	Tray wall height (mm)	Net tray payload (kg)	Unit footprint with INTERNAL bay (Width x Depth mm)	Unit footprint with EXTERNAL bay (Width x Depth mm)
MC25	2,500	654	45/70/120	250	2,917x2,556	2,917x3,246
MC25D	2,500	857	45/70/120	250	2,917x3,165	2,917x4,058
MC25DD	2,460	1,257	45/70/120	250	2,917x4,365	2,917x5,658
MC50	2,500	654	70/120	500	2,917x2,556	2,917x3,246
MC50D	2,500	857	70/120	500	2,917x3,165	2,917x4,058
MC50DD	2,460	1,257	70/120	500	2,917x4,365	2,917x5,658
MC75	2,500	654	70/120	750	2,917x2,556	2,917x3,246
MC75D	2,500	857	70/120	750	2,917x3,165	2,917x4,058
MC75DD	2,460	1,257	70/120	750	2,917x4,365	2,917x5,658
MC1000	2,460	654	120	990	2,917x2,556	2,917x3,246
MC1000D	2,460	857	120	990	2,917x3,165	2,917x4,058
MC1000DD	2,460	1,257	120	990	2,917x4,365	2,917x5,658

MX - MXD - MXDD



Model	Tray width (mm)	Tray depth (mm)	Tray wall height (mm)	Net tray payload (kg)	Unit footprint with INTERNAL bay (Width x Depth mm)	Unit footprint with EXTERNAL bay (Width x Depth mm)
MX25	3,100	654	45/70/120	250	3,517x2,556	3,517x3,246
MX25D	3,100	857	45/70/120	250	3,517x3,165	3,517x4,058
MX25DD	3,060	1,257	70/120	250	3,517x4,365	3,517x5,658
MX50	3,100	654	70/120	500	3,517x2,556	3,517x3,246
MX50D	3,100	857	70/120	500	3,517x3,165	3,517x4,058
MX50DD	3,060	1,257	70/120	500	3,517x4,365	3,517x5,658
MX75	3,100	654	70/120	750	3,517x2,556	3,517x3,246
MX75D	3,100	857	120	750	3,517x3,165	3,517x4,058
MX75DD	3,060	1,257	120	750	3,517x4,365	3,517x5,658
MX1000	3,060	654	120	990	3,517x2,556	3,517x3,246
MX1000D	3,060	857	120	990	3,517x3,165	3,517x4,058
MX1000DD	3,060	1,257	120	990	3,517x4,365	3,517x5,658

ML - MLD - MLDD



Model	Tray width (mm)	Tray depth (mm)	Tray wall height (mm)	Net tray payload (kg)	Unit footprint with INTERNAL bay (Width x Depth mm)	Unit footprint with EXTERNAL bay (Width x Depth mm)
ML25	4,100	654	70/120	250	4,517x2,556	4,517x3,246
ML25D	4,100	857	70/120	250	4,517x3,165	4,517x4,058
ML25DD	4,060	1,257	70/120	250	4,517x4,365	4,517x5,658
ML50	4,100	654	120	500	4,517x2,556	4,517x3,246
ML50D	4,100	857	120	500	4,517x3,165	4,517x4,058
ML50DD	4,060	1,257	120	500	4,517x4,365	4,517x5,658
ML75	4,100	654	120	750	4,517x2,556	4,517x3,246
ML75D	4,100	857	120	750	4,517x3,165	4,517x4,058
ML75DD	4,060	1,257	120	750	4,517x4,365	4,517x5,658
ML1000	4,060	654	145	990	4,517x2,556	4,517x3,246
ML1000D	4,060	857	145	990	4,517x3,165	4,517x4,058
ML1000DD	4,060	1,257	145	990	4,517x4,365	4,517x5,658



MAXIMUM PAYLOAD FOR ALL TRAYS: UP TO 990 KG PER TRAY



INDUSTRIAL COPILOT CONSOLE: 10.4 INCH TOUCH SCREEN



MODULA WMS SOFTWARE: TO HAVE EVERYTHING UNDER CONTROL



OPERATOR SAFETY: ERGONOMIC, SAFE, TUV CERTIFICATION

MODULA INTEGRATES WITH ALL TECHNOLOGY

Modula is ideal for those who also need complete integration with other technologies such as:

- Robots
- Roller conveyor
- Put-To-Light systems
- Manipulators
- Zero Weight cranes.

Thanks to Modula WMS warehouse software, your VLM can be integrated with all ERP systems to connect the warehouse Modula into the company workflow and allow it to interact with the management system.

This way you can manage the materials and users registries, production orders, stock, spare parts, and you have improved control on stock and all warehouse movements: both picking and restoring.

With Modula, taking inventory is very easy, while producing dedicated analyses and reports ensures you have everything under control.



Integration with anthropomorphic robots



Put-to-Light systems connected to WMS



Integration with manipulators and cranes



Integration with conveyors



Insulated machines for outdoor installation



Fire protection system integration

OPTIONS



Magnetic badge Reader



EKS Reader



Laser Pointer



Put to Light




1D or 2D barcode Reader



Sliding console



Automatic door



Electrified tray



Foot bar task complete




End Picking Button



External bay lighting



RFID Reader



Alphanumeric bar

OPTIONS



LED bar



ESD protection system



Label printer



Counting scale



Telescopic bay



Trolley



Picking cart



Tray accessories



Weight distribution plates




Modula Green



0 °C



Sprinkler predisposition



Remote electrical panel

SOME REFERENCES



BEVERAGE

AKIJ FOOD AND BEVERAGE Bangladesh
 BODEGAS JOSE ESTEVEZ Spain
 COCA COLA Belgium, USA
 CONTRI SPUMANTI Italy
 GINESTET France
 MOTHER PARKERS USA
 NATURAL WATERS OF VITI Fiji
 NESTLÉ WATERS UK
 PEPSICO USA, Australia, UK, Germany, Brazil
 SPENDRUPS Swiden
 SUNTORY Mexico



MECHANICAL METALLURGICAL

ALSTOM TRANSPORT INDIA India
 BIESSÉ Italy, USA, Malaysia
 BONFIGLIOLI RIDUTTORI Italy, India, USA, China
 SATURN FASTENERS USA



AUTOMOTIVE

AUDI Mexico, Belgium, Spain
 BMW China, Belgium, Germany, Mexico, Canada, UK
 BREMBO Italy, Poland, China, Czech Rep, USA
 BRIDGESTONE CANADA Canada
 CNH INDUSTRIAL Spain, Italy, Belgium, Netherlands
 CONTINENTAL USA, Germany
 FCA Brazil, Poland, Italy, Serbia
 FERRARI Italy
 GKN DRIVELINE Mexico, USA
 GOODYEAR Germany, Canada
 HARLEY DAVIDSON USA
 JAGUAR Belgium
 MASERATI Italy
 MICHELIN France
 PEUGEOT-CITROEN France
 PORSCHE Germany
 RENAULT France
 SUBARU USA, Canada
 VOLKSWAGEN Germany, China, Spain, Argentina



CHEMICAL PHARMACEUTICAL BIOMEDICAL

GLAXO SMITH KLINE Italy, UK, USA
 INNOMED USA
 INTAS PHARMACEUTICALS India
 JOHNSON & JOHNSON USA, Brazil
 ORFIT Belgium



ELECTRICAL ELECTRONIC

BHARAT ELECTRONICS India
 EATON CONTROLS Mexico
 PT INFINEON Singapore
 SIEMENS France, India, Mexico
 WURTH Germany, Slovakia



HYDRAULIC PNEUMATIC

BOSCH REXROTH Mexico, Germany, USA, Italy
 WALVOIL Italy, USA
 GUNTER TATA HUOTECHNIKA Hungary
 MECANIZADOS ALCOY Spain



AGRICULTURAL MACHINERY

CNH INDUSTRIAL Brazil, Italy, Spain, Belgium
 KOMATSU Italy
 JOHN DEERE USA
 RANGER INDUSTRIES USA



TRANSPORT

METROPOLITAN TRANSPORTATION AUTHORITY USA
 NEW YORK CITY TRANSIT AUTHORITY USA
 SNCF France
 TORONTO TRANSIT COMMISSION Canada



PLASTIC

CONTITECH CHINA RUBBER & PLASTICS TECHNOLOGY China
 MILACRON PLASTIC TECH USA
 KLINTPACK Thailandia
 WESTLAND GUMMIWERKE Germany



FOOD

CHOBANI USA
 GRISSIN BON Italy
 OISHI - LIWAYWAY CHINA China



AERONAUTIC

BOMBARDIER Germany
 CHINA ACADEMY OF SPACE TECHNOLOGY China
 HINDUSTAN AERONAUTICS India
 LOCKHEED MARTIN CORPORATION USA
 LUFTHANSA China



CERAMICS

FLORIM Italy, USA
 PORCELANOSA MEXICO Mexico
 PORCELANOSA NEW YORK USA
 ROCA SANITARIO Spain
 SACMI Italy, Spain, Mexico



CLOTHING

GIORGIO ARMANI Italy
 CELINE Italy
 NIKE USA, Belgium
 PRADA Italy
 VALENTINO Italy



COSMETICS

AIR-VAL INTERNATIONAL Spain
 IBERCHEM AROMAS Spain
 L'OREAL China
 MARIA GALLAND Germany
 RUSI COSMETIC Germany



OPTICAL

ALCON USA
 BUHLER LEYBOLD OPTICS China
 LUXOTTICA Italy
 MEKRA LANG GMBH & CO. Germany



JEWELLERY

LUCE BIANCA Italy
 MIDAS CHAIN USA
 OTTAVIANI INTERNATIONAL Italy
 PERLUNICA Italy



ENERGY OIL&GAS

BAKER HUGHES/ NUOVA PIGNONE UK, Italy
 GE ENERGY USA
 KUWAIT NATIONAL PETROLEUM COMPANY UAE
 PETRO CANADA Canada
 PETROLEO BRAZILEIRO Brazil, Poland, Italy, Serbia



PAPER

AKIJ PRINTING AND PACKAGES Bangladesh
 BIC ECRITURE France
 CCL LABELS USA
 INTERNATIONAL PAPER USA
 HACHETTE LIVRE France



ARMY

DDDC DEFENSE DISTRIBUTION DEPOT CAL USA
 DLA-AVIATION USA
 U.S.A.F. - MCCONNELL AIR FORCE BASE USA
 U.S. AIR FORCE DOVER AFB USA



SUPERMARKET

CONAD DEL TIRRENO Italy
 CONSUM COOP Spain
 OTK KART USA CORP. USA
 SUPERMERCATI TOSANO CEREAL Italy
 WOOLWORTHS SUPERMARKET Australia



FURNITURE

ALLIANCE LAUNDRY Czech Rep
 BIG HOME SHOP UK
 INTERFACE USA
 SCAVOLINI Italy
 SANA TRENNWANDBAU Germany




PACKAGING

AETNA GROUP USA
 POPLAST Italy
 SOFLOG France

MODULA WORLD



Modula is present in 5 continents with dealers and branches located in over 50 countries



MODULA S.p.A.
via San Lorenzo 41
Salvaterra di Casalgrande (RE)
Tel. +39 0522 774111
info@modula.com
www.modula.com

**Hans
Schourup
A/S**

Hans Schourup A/S
Sletvej 2F
8310 Tranbjerg
Tlf. 8614 6244



All information provided on this catalogue is for informative purposes only and is not binding. Modula reserves the right to change information on this catalogue at any time. Modula will not accept liability for or guarantee the accuracy of the information contained herein.